

EU-Type Examination Certificate

acc. to the EMCD 2014/30/EU, appendix III, Part A, Module B

No.: ZS 23 0006017105 004

Hoffmann Technics AG
Sittertalstrasse 34
9014 ST. GALLEN
SCHWEIZ

Description: Low voltage induction motors
Model Name: 3RH and 4RH series 2 poles
50Hz and 60Hz, Power range 0.75-900kW

Brand name:

Project No. 850153024 Application from: 20.01.2023

The assessed unit is an apparatus,

This certificate was issued in accordance with annex III of the Council Directive 2014/30/EU on the harmonisation of the laws of the Member States relating to electromagnetic compatibility and confirms the compliance, under observance of the condition for validity listed in the attachment, of the assessed item with the following **EMC** aspects specified by the manufacturer or his authorised representative:


- All essential requirements of the EMCD
- Emission
- Immunity

All other EMC-aspects are not part of this assessment. This certificate and the technical documentation listed under the project number 80153024 refer only to the assessed sample or product group and do not permit the use of the CSA Group logo on tested products.


Herewith, we confirm that the above-mentioned product is in compliance with the essential requirements regarding emission / immunity acc. to the Directive 2014/30/EU.

Date: 20. February 2023

Checked by


Seamus Murray
Deputy Leader of the Notified Body

Assessed by


Albert Stoller
Deputy Leader of the Notified Body



BNetzA-bs-07/61-07

Notified Body
Registration No.

1948



CSA Group Bayern GmbH
Ohmstrasse 1-4
94342 Strasskirchen
Germany

Tel +49 9424 9481 0
Fax +49 9424 9481 440

www.csagroup-bayern.org
info.bayern@csagroup.org

Attachment:

Annex to EU-Type Examination Certificate No. ZS 23 0006017105 004 dated
20. February 2023



1. Description of the equipment

The product is a 3RH.1 series low voltage 3 phase asynchronous motor. Generally, an asynchronous machine has a passive rotor that is short-circuited permanently (squirrel-cage rotor) without commutator/sliprings and brushes.

It is most frequently used as a standard three-phase motor in industrial applications.

The magnetic field in the asynchronous motor is generated by a magnetising current via the electrical energy provided.

Asynchronous motors are characterised by slip, i.e., a load-dependent difference between the rotor speed and the speed of the rotary field of the supply voltage.

The rotor is a metal cage with axial bars arranged in a symmetric circular pattern and fixed to a short-circuit ring (end ring) at each end. Materials of the complete cage can be either copper or aluminium alloy depending on the design of the machines.

The stator comprises of distributed coils that induce voltage into the bars of the rotor by way of a rotating magnetic field.

This results in a high flow of current in the short-circuited bars which exerts torque in the magnetic field between the rotor and stator and generates rotational movement in the rotor.

2. Test report

EN 60034-1: 2010 harmonized under EMCD 2014/30/EU do not require EMC tests for this kind of product.

3. Conditions for Validity

Emission:

The Information to the user must contain following warnings:

Caution: This equipment is not intended for use in residential environments and may not provide adequate protection to radio reception in such environments.

The product is not intended to be connected to public low-voltage distribution systems.

The manufacturer is obliged to support the user with corrective maintenance in case of EMC disturbances.

4. Others

None

EU-Type Examination Certificate

acc. to the EMCD 2014/30/EU, appendix III, Part A, Module B

No.: ZS 23 0006017105 003

Hoffmann Technics AG
Sittentalstrasse 34
9014 ST. GALLEN
SCHWEIZ

Description: Low voltage induction motors
Model Name: 3RH and 4RH series 4 poles
50Hz and 60Hz, Power range 0.75-1400kW

Brand name:

Project No. 850153023 Application from: 20.01.2023

The assessed unit is an apparatus,

This certificate was issued in accordance with annex III of the Council Directive 2014/30/EU on the harmonisation of the laws of the Member States relating to electromagnetic compatibility and confirms the compliance, *under observance of the condition for validity listed in the attachment*, of the assessed item with the following **EMC** aspects specified by the manufacturer or his authorised representative:

- All essential requirements of the EMCD
- Emission
- Immunity

All other EMC-aspects are not part of this assessment. This certificate and the technical documentation listed under the project number 80153023 refer only to the assessed sample or product group and do not permit the use of the CSA Group logo on tested products.


Herewith, we confirm that the above-mentioned product is in compliance with the essential requirements regarding emission / immunity acc. to the Directive 2014/30/EU.

Date: 20. February 2023

Checked by


Seamus Murray
Deputy Leader of the Notified Body

Assessed by


Albert Stoller
Deputy Leader of the Notified Body

ZERTIFIKAT
CERTIFICATE
CERTIFICAT
CERTIFICATO
CERTIFICADO



BNetzA-bs-07/61-07

Notified Body
Registration No.

1948



CSA Group Bayern GmbH
Ohmstrasse 1-4
94342 Strasskirchen
Germany

Tel +49 9424 9481 0
Fax +49 9424 9481 440

Attachment:

Annex to EU-Type Examination Certificate No ZS 23 00006017105 003 dated
20. February 2023

1. Description of the equipment

The product is a 3RH.1 series low voltage 3 phase asynchronous motor. Generally, an asynchronous machine has a passive rotor that is short-circuited permanently (squirrel-cage rotor) without commutator/sliprings and brushes.

It is most frequently used as a standard three-phase motor in industrial applications.

The magnetic field in the asynchronous motor is generated by a magnetising current via the electrical energy provided. Asynchronous motors are characterised by slip, i.e., a load-dependent difference between the rotor speed and the speed of the rotary field of the supply voltage.

The rotor is a metal cage with axial bars arranged in a symmetric circular pattern and fixed to a short-circuit ring (end ring) at each end. Materials of the complete cage can be either copper or aluminium alloy depending on the design of the machines.

The stator comprises of distributed coils that induce voltage into the bars of the rotor by way of a rotating magnetic field. This results in a high flow of current in the short-circuited bars which exerts torque in the magnetic field between the rotor and stator and generates rotational movement in the rotor.

2. Test report

EN 60034-1: 2010 harmonized under EMCD 2014/30/EU do not require EMC tests for this kind of product.

3. Conditions for Validity

Emission:

The Information to the user must contain following warnings:

Caution: This equipment is not intended for use in residential environments and may not provide adequate protection to radio reception in such environments.

The product is not intended to be connected to public low-voltage distribution systems.

The manufacturer is obliged to support the user with corrective maintenance in case of EMC disturbances.

4. Others

None



CSA Group Bayern GmbH
Ohmstrasse 1-4
94342 Strasskirchen
Germany

Tel +49 9424 9481 0
Fax +49 9424 9481 440

www.csagroup-bayern.org
info.bayern@csagroup.org

EU-Type Examination Certificate

acc. to the EMCD 2014/30/EU, appendix III, Part A, Module B

No.: ZS 23 0006017105 001

Hoffmann Technics AG
Sittertalstrasse 34
9014 ST. GALLEN
SCHWEIZ

Description: Low voltage induction motors
Model Name: 3RH and 4RH series 6 poles
50Hz and 60Hz, Power range 0.75-1120kW

Brand name:

Project No. 850153021 Application from: 20.01.2023

The assessed unit is an apparatus,

This certificate was issued in accordance with annex III of the Council Directive 2014/30/EU on the harmonisation of the laws of the Member States relating to electromagnetic compatibility and confirms the compliance, under observance of the condition for validity listed in the attachment, of the assessed item with the following **EMC** aspects specified by the manufacturer or his authorised representative:


- All essential requirements of the EMCD
- Emission
- Immunity

All other EMC-aspects are not part of this assessment. This certificate and the technical documentation listed under the project number 80153021 refer only to the assessed sample or product group and do not permit the use of the CSA Group logo on tested products.


Herewith, we confirm that the above-mentioned product is in compliance with the essential requirements regarding emission / immunity acc. to the Directive 2014/30/EU.

Date: 20. February 2023

Checked by


Seamus Murray
Deputy Leader of the Notified Body

Assessed by


Albert Stoller
Deputy Leader of the Notified Body

ZERTIFIKAT
CERTIFICATE
CERTIFICAT
CERTIFICATO
CERTIFICADO



BNetzA-bs-07/61-07

Notified Body
Registration No.

1948



CSA Group Bayern GmbH
Dhmstrasse 1-4
94342 Strasskirchen
Germany

Tel +49 9424 9481 0
Fax +49 9424 9481 440

Attachment:

Annex to EU-Type Examination Certificate No. ZS 23 20006017105 001 dated
20. February 2023



1. Description of the equipment

The product is a 3RH.1 series low voltage 3 phase asynchronous motor. Generally, an asynchronous machine has a passive rotor that is short-circuited permanently (squirrel-cage rotor) without commutator/sliprings and brushes.

It is most frequently used as a standard three-phase motor in industrial applications.

The magnetic field in the asynchronous motor is generated by a magnetising current via the electrical energy provided.
Asynchronous motors are characterised by slip, i.e., a load-dependent difference between the rotor speed and the speed of the rotary field of the supply voltage.

The rotor is a metal cage with axial bars arranged in a symmetric circular pattern and fixed to a short-circuit ring (end ring) at each end.
Materials of the complete cage can be either copper or aluminium alloy depending on the design of the machines.

The stator comprises of distributed coils that induce voltage into the bars of the rotor by way of a rotating magnetic field.
This results in a high flow of current in the short-circuited bars which exerts torque in the magnetic field between the rotor and stator and generates rotational movement in the rotor.

2. Test report

EN 60034-1: 2010 harmonized under EMCD 2014/30/EU do not require EMC tests for this kind of product.

3. Conditions for Validity

Emission:

The Information to the user must contain following warnings:

Caution: This equipment is not intended for use in residential environments and may not provide adequate protection to radio reception in such environments.

The product is not intended to be connected to public low-voltage distribution systems.

The manufacturer is obliged to support the user with corrective maintenance in case of EMC disturbances.

4. Others

None

EU-Type Examination Certificate

acc. to the EMCD 2014/30/EU, appendix III, Part A, Module B

No.: ZS 23 0006017105 002

Hoffmann Technics AG
Sittertalstrasse 34
9014 ST. GALLEN
SCHWEIZ

Description: Low voltage induction motors
Model Name: 3RH and 4RH series 8 poles
50Hz and 60Hz, Power range 0.75-500kW

Brand name:

Project No. 850153022 Application from: 20.01.2023

The assessed unit is an apparatus,

This certificate was issued in accordance with annex III of the Council Directive 2014/30/EU on the harmonisation of the laws of the Member States relating to electromagnetic compatibility and confirms the compliance, under observance of the condition for validity listed in the attachment, of the assessed item with the following **EMC** aspects specified by the manufacturer or his authorised representative:

- All essential requirements of the EMCD
- Emission
- Immunity

All other EMC-aspects are not part of this assessment. This certificate and the technical documentation listed under the project number 80153022 refer only to the assessed sample or product group and do not permit the use of the CSA Group logo on tested products.

Herewith, we confirm that the above-mentioned product is in compliance with the essential requirements regarding emission / immunity acc. to the Directive 2014/30/EU.


Date: 20. February 2023

Checked by



Seamus Murray
Deputy Leader of the Notified Body

Assessed by



Albert Stoller
Deputy Leader of the Notified Body

ZERTIFIKAT
CERTIFICATE
CERTIFICAT
CERTIFICATO
CERTIFICADO



BNetzA-bS-07/61-07

Notified Body
Registration No.

1948



CSA Group Bayern GmbH
Ohmstrasse 1-4
94342 Strasskirchen
Germany

Tel +49 9424 9481 0
Fax +49 9424 9481 440

www.csagroup-bayern.org
info.bayern@csagroup.org

Attachment:

Annex to EU-Type Examination Certificate No ZS 23 0006017105 002 dated
20. February 2023



1. Description of the equipment

The product is a 3RH.1 series low voltage 3 phase asynchronous motor. Generally, an asynchronous machine has a passive rotor that is short-circuited permanently (squirrel-cage rotor) without commutator/sliprings and brushes.

It is most frequently used as a standard three-phase motor in industrial applications.

The magnetic field in the asynchronous motor is generated by a magnetising current via the electrical energy provided. Asynchronous motors are characterised by slip, i.e., a load-dependent difference between the rotor speed and the speed of the rotary field of the supply voltage.

The rotor is a metal cage with axial bars arranged in a symmetric circular pattern and fixed to a short-circuit ring (end ring) at each end. Materials of the complete cage can be either copper or aluminium alloy depending on the design of the machines.

The stator comprises of distributed coils that induce voltage into the bars of the rotor by way of a rotating magnetic field. This results in a high flow of current in the short-circuited bars which exerts torque in the magnetic field between the rotor and stator and generates rotational movement in the rotor.

2. Test report

EN 60034-1: 2010 harmonized under EMCD 2014/30/EU do not require EMC tests for this kind of product.

3. Conditions for Validity

Emission:

The Information to the user must contain following warnings:

Caution: This equipment is not intended for use in residential environments and may not provide adequate protection to radio reception in such environments.

The product is not intended to be connected to public low-voltage distribution systems.

The manufacturer is obliged to support the user with corrective maintenance in case of EMC disturbances.

4. Others

None

CSA Group Bayern GmbH
Ohmstrasse 1-4
94342 Strasskirchen
Germany

Tel +49 9424 9481 0
Fax +49 9424 9481 440

www.csagroup-bayern.org
info.bayern@csagroup.org